






www.coloadx.com


650-918-4612





EXTERIOR			20' Steel Dry Cargo Container		
Length	Width	Height			
20'-0"	8'-0"	8'-6"			
6.058m	2.438m	2.591m			
INTERIOR					
Length	Width	Height			
19'-4 13/16"	7'-8 19/32"	7'-9 57/64"			
5.989m	2.352m	2.385m			
WEIGHT			DOOR OPENING		
MGW	TARE	NET	Width	Height	
52,910 lb	5,140 lb	47,770 lb	7'-8 1/8"	7'-5 3/4"	
67,200 lb	5,290 lb	61,910 lb	2.343 m	2.280 m	
24,000 kg	2,330 kg	21,670 kg	CU.M	CU.FT	
30,480 kg	2,400 kg	28,080 kg	33.1	1,169	
PURPOSE					
1. Captioned units(MGW 30,180kg) can be coordinated from EMCU 3201073 & EISU 3568118.					
2. Used for all kinds of general cargo.					


EXTERIOR			20' Open Top Cargo Container		
Length	Width	Height			
20'-0"	8'-0"	8'-6"			
6.058m	2.438m	2.591m			
INTERIOR					
Length	Width	Height			
19'-4 "	7'-8 1/2"	7'-8 1/8"			
5.898m	2.352m	2.342m			
WEIGHT			DOOR OPENING		
MGW	TARE	NET	Width	Height	
44,800 lb	4,850 lb	39,950 lb			
20,320 lb	2,200 lb	18,120 lb	CU.M	CU.FT	
			32.5	1,148	
PURPOSE					
Captioned units can be coordinated from EGMU 490001 - EGMU 490150, EMCU 460261 - EMUC 460261 - EMUC 460520 & EISU 160001 - EISU 16010					


EXTERIOR			40' High Cube Cargo Container		
Length	Width	Height			
40'-0"	8'-0"	9'-6"			
12.192m	2.438m	2.896m			
INTERIOR					
Length	Width	Height			
39'-6"	7'-9"	8'-8 7/16"			
12.032m	2.352m	2.653m			
WEIGHT			DOOR OPENING		
MGW	TARE	NET	Width	Height	
67,200 lb	9,390 lb	57,810 lb	7'-8 1/8"	7'-5 3/4"	
30,480 kg	4,260 kg	26,220 kg	2.343 m	2.280 m	
			CU.M	CU.FT	
			75.1	2,650	
PURPOSE					
Captioned units can be coordinated from EMCU 400911 - 401010.					

EXTERIOR			20' Flat Rack Container		
Length	Width	Height			
20'-0"	8'-0"	8'-6"			
12.058m	2.438m	2.591m			
INTERIOR					
Length	Width	Height			
39'-5 45/64"	7'-8 19/32"	7'-9 57/64"			
12.032m	2.352m	2.385m			
WEIGHT			DOOR OPENING		
MGW	TARE	NET	Width	Height	
67,200 lb	8,820 lb	58,380 lb	7'-8 1/8"	7'-5 3/4"	
30,180 kg	4,000 kg	26,180 kg	2.343 m	2.280 m	
			CU.M	CU.FT	
			67.5	2,385	
PURPOSE					
Used for all kinds of general cargo.					

EXTERIOR			40' Open Top Cargo Container		
Length	Width	Height			
40'-0"	8'-0"	8'-6"			
12.192m	2.438m	2.591m			
INTERIOR					
Length	Width	Height			
39'-5 "	7'-8 1/2"	7'-8 1/8"			
12.031m	2.352m	2.330m			
WEIGHT			DOOR OPENING		
MGW	TARE	NET	Width	Height	
67,200 lb	9,040 lb	58,160 lb			
30,480 kg	4,100 kg	26,380 kg	CU.M	CU.FT	
			65.9	2,327	
PURPOSE					
Captioned units can be coordinated from EMCU 400362 - EMCU 400810, UGMU 407001 - UGMU 407050 & EISU 400001 - EISU 400600.					

EXTERIOR			40' Steel Dry Cargo Container		
Length	Width	Height			
40'-0"	8'-0"	8'-6"			
12.058m	2.438m	2.591m			
INTERIOR					
Length	Width	Height			
39'-5 45/64"	7'-8 19/32"	7'-9 57/64"			
12.032m	2.352m	2.385m			
WEIGHT			DOOR OPENING		
MGW	TARE	NET	Width	Height	
67,200 lb	8,820 lb	58,380 lb	7'-8 1/8"	7'-5 3/4"	
30,180 kg	4,000 kg	26,180 kg	2.343 m	2.280 m	
			CU.M	CU.FT	
			67.5	2,385	
PURPOSE					
Used for all kinds of general cargo.					

EXTERIOR			40' Flat Rack Container		
Length	Width	Height			
40'-0"	8'-0"	8'-6"			
12.192m	2.438m	2.591m			
INTERIOR					
Length	Width	Height			
38'-7 39/64"	7'-3 46/61"	6'-4 61/64"			
11.776m	2.228m	1.955m			
WEIGHT			DOOR OPENING		
MGW	TARE	NET	Width	Height	
99,210 lb	10,140 lb	89,070 lb			
45,000 kg	4,600 kg	40,400 kg	CU.M	CU.FT	
			86	3,040	
PURPOSE					
Captioned units can be coordinated from EISU 710000 & EISU 750300, EMCU 700451 - EMCU 700650.					

EXTERIOR			45' Steel Dry Cargo Container		
Length	Width	Height			
45'-0"	8'-0"	9'-6"			
13.716m	2.438m	2.896m			
INTERIOR					
Length	Width	Height			
44'-5 7/10"	7'-8 19/32"	8'-10 17/64"			
13.556m	2.352m	2.698m			
WEIGHT			DOOR OPENING		
MGW	TARE	NET	Width	Height	
52,910 lb	5,140 lb	47,770 lb	7'-8 1/8"	8'-5 3/4"	
67,200 lb	5,290 lb	61,910 lb	2.340 m	2.585 m	
			CU.M	CU.FT	
			86	3,040	
PURPOSE					
Captioned units can be coordinated from EISU 804001 - EISU 804500 & EMCU 801001 - EMCU 802500.					

* THE DIMENSIONS GIVEN ARE TYPICAL SIZES AND ARE GIVEN ONLY AS AN INDICATION. COLOADX ACCEPTS NO RESPONSIBILITY FOR VARIATIONS IN DIMENSIONS. IF THE DIMENSIONS ARE CRITICAL, PLEASE CONTACT INFO@COLOADX.COM.